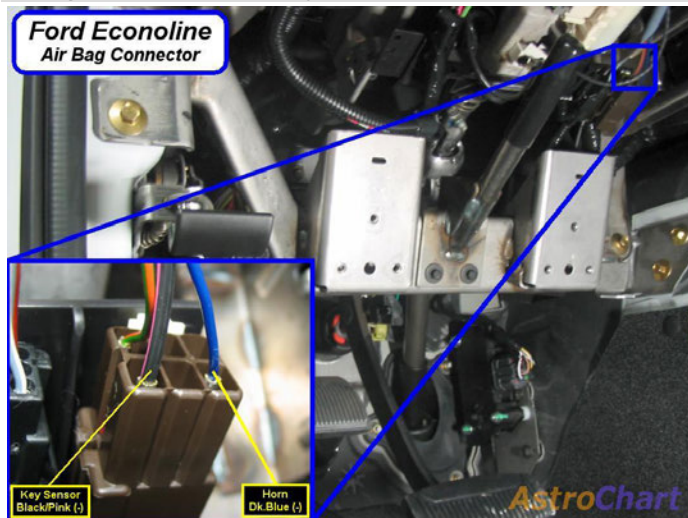


2004 Ford Econoline - North America - Requested by XXXXXXXXXX			
Item	Wire Color	Polarity	Wire Location
12 Volts	lt. green/violet (common 60A)	+	ignition harness
Second 12 Volts	lt. green/violet (common 60A)	+	ignition harness
Ground	(chassis ground)		
Starter	white/pink	+	ignition harness
Ignition	pink/lt. green	+	ignition harness
Accessory	gray/yellow	+	ignition harness
Second Accessory	red	+	ignition harness
Third Accessory	black/lt. green	+	ignition harness
Keysense	black/pink	-	ignition harness
Power Lock	red to orange/black (without keyless entry)	5wi	either kick, door harness
Power Unlock	brown to yellow/red (without keyless entry)	5wi	either kick, door harness
Lock Motor	pink/black	5wi	VSM in passenger kick
Driver Unlock Motor	red/orange	5wi	VSM in passenger kick
Passenger Unlock Motor	pink/orange	5wi	VSM in passenger kick
Parking Lights	brown	+	headlight switch
Hazards	same as turn signal wires		
Turn Signal (Left)	lt grn/wht (F), lt grn/org (R)	+	turn signal switch
Turn Signal (Right)	wht/lt blu (F), org/lt blu (R)	+	turn signal switch
Headlight	red/yellow	+	headlight switch
Reverse Light	black/pink	+	driver kick, harness to rear
Left Front Door Trigger	red/pink	-	driver kick
Right Front Door Trigger	black/white	-	driver kick or passenger kick
Right Rear Door Trigger	white (sliding door only) or same as RF door	-	passenger kick, harness to rear
Dome Light	black/lt. blue	+	relay to right of steering column
Trunk/Hatch Pin	same as right front door trigger		
Tachometer	white/pink	ac	PCM, pin 48 (gas) or top plug, pin 1 (diesel)
Wait to Start	see Tech Doc 1091		
Fuel Pump	dk. green/yellow or white	+	inertia fuel shutoff switch in passenger kick
Speed Sense	gray/black	ac	PCM, pin 68 or 46 (gas), or top plug, pin 22 (diesel)
Brake Wire	dk. green	+	brake pedal switch
Parking Brake	lt. green/red	-	parking brake switch
Horn Trigger	dk. blue	-	horn switch
Wipers	dk. blue/orange (L), white (H)	+	wiper control module to right of steering column
Left Front Window (Up/Down)	white/black - yellow	A	driver window switch in door
Right Front Window (Up/Down)	white/yellow - tan/lt. blue	A	driver kick, door harness
Radio 12V	red/white	+	radio harness
Radio Ground	black and black/lt. green	-	radio harness
Radio Ignition	yellow/black	+	radio harness
Radio Illumination	lt. blue/red (dimmer)	+	radio harness
Left Front Speaker (+/-)	orange/lt. grn - lt. blue/wht	+,-	radio harness
Right Front Speaker (+/-)	white/lt. grn - dk. green/org	+,-	radio harness
Left Rear Speaker (+/-)	gray/lt. blue - tan/yellow	+,-	radio harness
Right Rear Speaker (+/-)	orange/red - brown/pink	+,-	radio harness

Wiring Photo and Notes: Keysense

Wiring Photo and Notes: Keysense

There are no notes for this wire.

Wiring Photo and Notes: Power Lock


note

Use the passenger door lock switch when metering the wires, as it is the master switch. On vehicles with remote keyless entry, use pink/yellow (-) for lock and pink/lit. green (-) for unlock in either kick or at the VSM in the passenger kick.

Wiring Photo and Notes: Power Unlock


note

Use the passenger door lock switch when metering the wires, as it is the master switch. On vehicles with remote keyless entry, use pink/yellow (-) for lock and pink/lit. green (-) for unlock in either kick or at the VSM in the passenger kick.


Wiring Photo and Notes: Parking Lights

There are no notes for this wire.


Wiring Photo and Notes: Headlight

Wiring Photo and Notes: Headlight

There are no notes for this wire.


Wiring Photo and Notes: Reverse Light

There are no notes for this wire.


Wiring Photo and Notes: Left Front Door Trigger

There are no notes for this wire.


Wiring Photo and Notes: Right Front Door Trigger

Wiring Photo and Notes: Right Front Door Trigger

There are no notes for this wire.

Wiring Photo and Notes: Tachometer

The PCM is under the hood, next to the brake master cylinder.


Wiring Photo and Notes: Fuel Pump

There are no notes for this wire.


Wiring Photo and Notes: Speed Sense

note

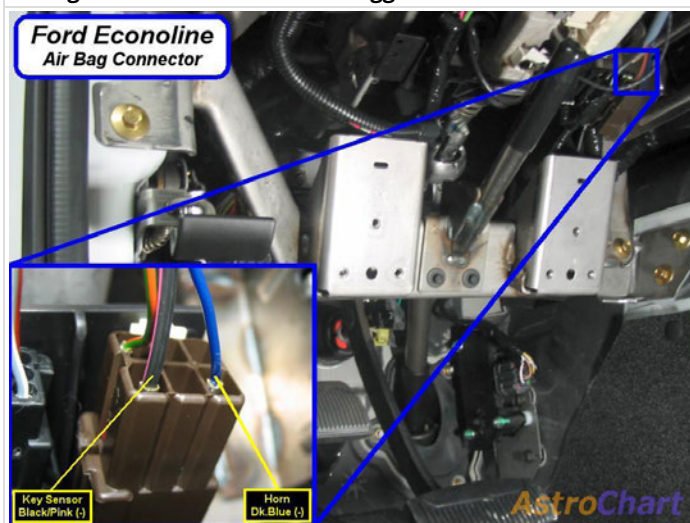
The PCM is under the hood, next to the brake master cylinder.

Wiring Photo and Notes: Brake Wire

There are no notes for this wire.

Wiring Photo and Notes: Parking Brake

There are no notes for this wire.

Wiring Photo and Notes: Horn Trigger

There are no notes for this wire.

© 2018 Directed. All rights reserved.

DirectWire and its vehicle information are for the sole use of authorized Directed personnel and it's participating dealers and distributors. The information contained on these pages may contain confidential and privileged information. Any unauthorized review,

use, disclosure or distribution is prohibited.